

RESULTS OF OSLD CHECK OF PHOTON BEAM OUTPUT

v 8.0.2

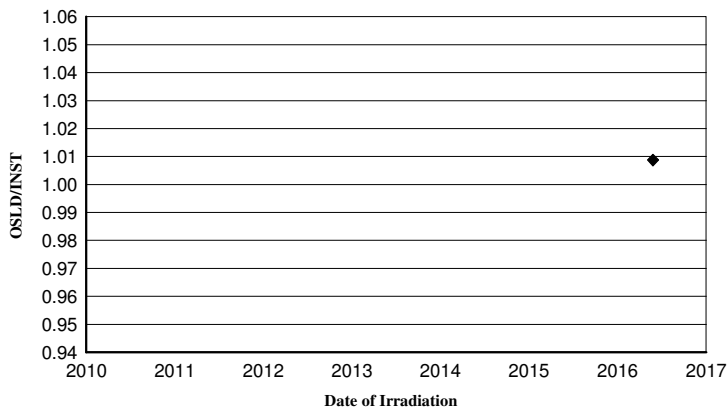
Institution:	Regional Hospital Liberec
RTF Number	5474
Person irradiating dosimeters:	Eva Plackova
Radiation Machine:	Agility Serial 153733 (Agility 2)
Radiation Quality:	6 MV X-rays
Distance from source to reference point:	100.0 cm

OUTPUT VERIFICATION:

Date of Irradiation	IROC Houston measured dose at reference depth:*	Institution reported dose at reference depth:*	Ratio of absorbed dose determined by IROC Houston to that stated by institution: OSLD/INST
03-May-2016	127.9 cGy to water	126.8 cGy to water	1.01

Agreement within 5% is considered a satisfactory check.

RESULT HISTORY FOR THIS BEAM



THIS INFORMATION SHOULD BE USED ONLY AS A CHECK OF MACHINE OPERATION AND NOT AS A MACHINE CALIBRATION, nor as an alternative to frequent calibration by a qualified physicist.

The OSLD dose was evaluated using the AAPM TG-51 Dosimetry Calibration Protocol.

OSLD read on: 18-May-2016
OSLD read by: Natalie Torres
Checked by: Stephen Kry, Ph.D.



David S. Followill
Director

*The variance of the dose determined by a single OSLD is less than 3%. The OSLD sample, therefore, has an uncertainty of 5% at a confidence level in excess of 90%. This analysis did not include uncertainties in the institutions' irradiation technique.

RESULTS OF OSLD CHECK OF PHOTON BEAM OUTPUT

v 8.0.2

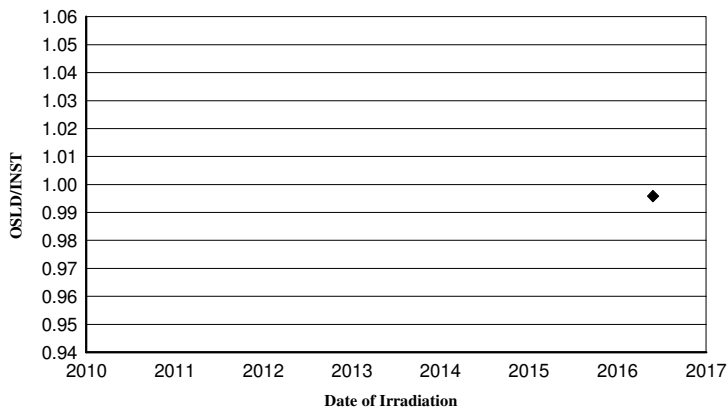
Institution:	Regional Hospital Liberec
RTF Number	5474
Person irradiating dosimeters:	Eva Plackova
Radiation Machine:	Agility Serial 153793 (Agility 1)
Radiation Quality:	15 MV X-rays
Distance from source to reference point:	100.0 cm

OUTPUT VERIFICATION:

Date of Irradiation	IROC Houston measured dose at reference depth:*	Institution reported dose at reference depth:*	Ratio of absorbed dose determined by IROC Houston to that stated by institution: OSLD/INST
03-May-2016	114.2 cGy to water	114.7 cGy to water	1.00

Agreement within 5% is considered a satisfactory check.

RESULT HISTORY FOR THIS BEAM



THIS INFORMATION SHOULD BE USED ONLY AS A CHECK OF MACHINE OPERATION AND NOT AS A MACHINE CALIBRATION, nor as an alternative to frequent calibration by a qualified physicist.

The OSLD dose was evaluated using the AAPM TG-51 Dosimetry Calibration Protocol.

OSLD read on: 18-May-2016
OSLD read by: Natalie Torres
Checked by: Stephen Kry, Ph.D.



David S. Followill
Director

*The variance of the dose determined by a single OSLD is less than 3%. The OSLD sample, therefore, has an uncertainty of 5% at a confidence level in excess of 90%. This analysis did not include uncertainties in the institutions' irradiation technique.

RESULTS OF OSLD CHECK OF PHOTON BEAM OUTPUT

v 8.0.2

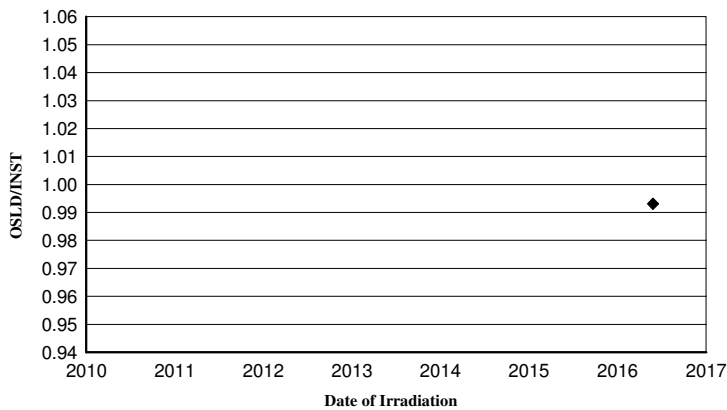
Institution:	Regional Hospital Liberec
RTF Number	5474
Person irradiating dosimeters:	Eva Plackova
Radiation Machine:	Agility Serial 153793 (Agility 1)
Radiation Quality:	6 MV X-rays
Distance from source to reference point:	100.0 cm

OUTPUT VERIFICATION:

Date of Irradiation	IROC Houston measured dose at reference depth:*	Institution reported dose at reference depth:*	Ratio of absorbed dose determined by IROC Houston to that stated by institution: OSLD/INST
03-May-2016	125.9 cGy to water	126.8 cGy to water	0.99

Agreement within 5% is considered a satisfactory check.

RESULT HISTORY FOR THIS BEAM



THIS INFORMATION SHOULD BE USED ONLY AS A CHECK OF MACHINE OPERATION AND NOT AS A MACHINE CALIBRATION, nor as an alternative to frequent calibration by a qualified physicist.

The OSLD dose was evaluated using the AAPM TG-51 Dosimetry Calibration Protocol.

OSLD read on: 18-May-2016
OSLD read by: Natalie Torres
Checked by: Stephen Kry, Ph.D.



David S. Followill
Director

*The variance of the dose determined by a single OSLD is less than 3%. The OSLD sample, therefore, has an uncertainty of 5% at a confidence level in excess of 90%. This analysis did not include uncertainties in the institutions' irradiation technique.

RESULTS OF OSLD CHECK OF PHOTON BEAM OUTPUT

v 8.0.2

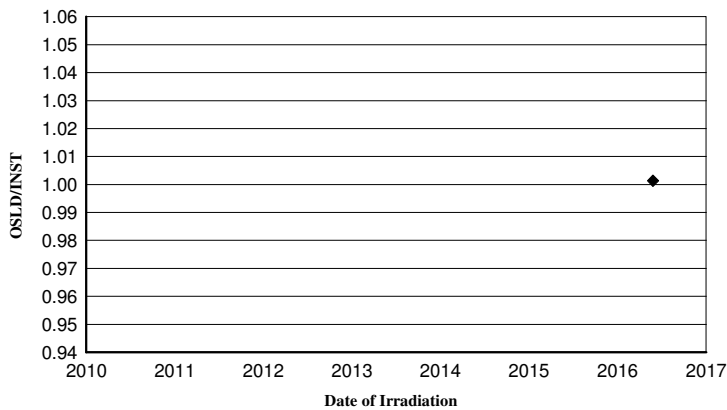
Institution:	Regional Hospital Liberec
RTF Number	5474
Person irradiating dosimeters:	Eva Plackova
Radiation Machine:	Agility Serial 153733 (Agility 2)
Radiation Quality:	15 MV X-rays
Distance from source to reference point:	100.0 cm

OUTPUT VERIFICATION:

Date of Irradiation	IROC Houston measured dose at reference depth:*	Institution reported dose at reference depth:*	Ratio of absorbed dose determined by IROC Houston to that stated by institution: OSLD/INST
03-May-2016	114.9 cGy to water	114.7 cGy to water	1.00

Agreement within 5% is considered a satisfactory check.

RESULT HISTORY FOR THIS BEAM



THIS INFORMATION SHOULD BE USED ONLY AS A CHECK OF MACHINE OPERATION AND NOT AS A MACHINE CALIBRATION, nor as an alternative to frequent calibration by a qualified physicist.

The OSLD dose was evaluated using the AAPM TG-51 Dosimetry Calibration Protocol.

OSLD read on: 18-May-2016
OSLD read by: Natalie Torres
Checked by: Stephen Kry, Ph.D.



David S. Followill
Director

*The variance of the dose determined by a single OSLD is less than 3%. The OSLD sample, therefore, has an uncertainty of 5% at a confidence level in excess of 90%. This analysis did not include uncertainties in the institutions' irradiation technique.



The information contained in this report may be privileged, confidential, and protected from disclosure. If you are not the intended recipient, any further disclosure or use, dissemination, distribution, or copying of this report is strictly prohibited. If you think that you have received this report in error, please delete it and notify the sender.